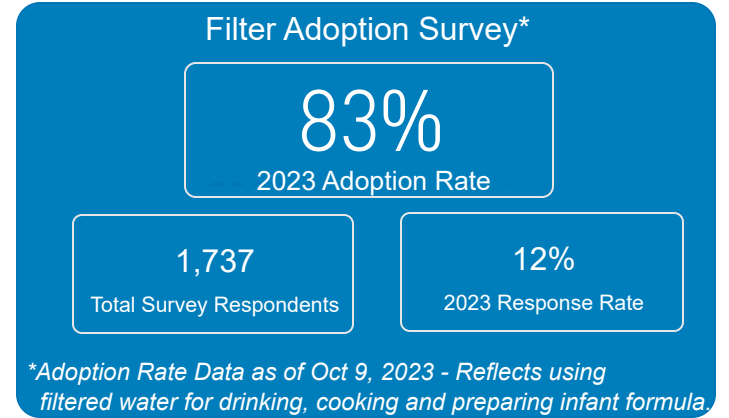
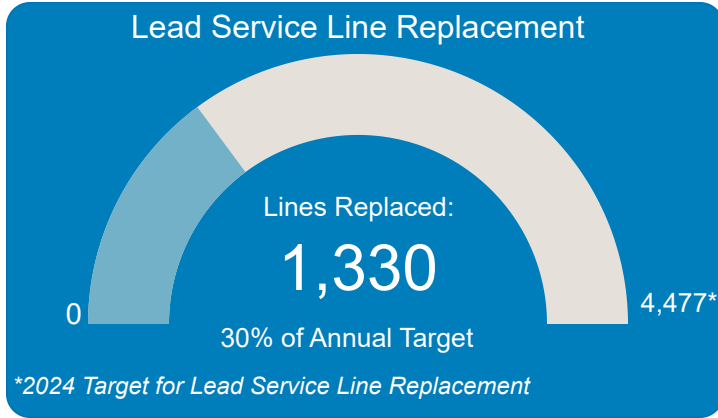


LEAD REDUCTION PROGRAM

Report Period 1/1/2024 to 3/31/2024

KEY METRICS

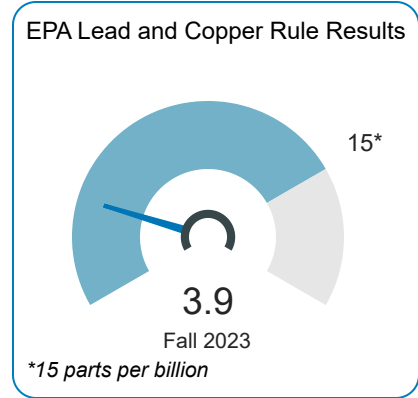


***Includes water quality testing and potholing and record analysis to confirm service line material*

Corrosion Control Treatment (WTP)

Location (WTP)	pH = 8.8 ± 0.2
Foothills WTP Treated Water	Yes
Marston WTP Treated Water	Yes
Moffat WTP Treated Water	Yes

Location (Distribution System)	pH = 8.8 ± 0.3
Distribution System	Yes



Communications, Outreach and Education Activity

Events: **38**

Event Attendees: **5,077**

Mailing, Digital & Phone Outreach*: **47.5K**

**Digital data reported quarterly.*

Program Milestones

Milestone	Milestone Description
1Q 2024	Conduct targeted neighborhood outreach
1Q 2024	Host construction preparedness virtual community meeting
1Q 2024	Send lead service line replacement customer notification and consent form packets
1Q 2024	Stakeholder Advisory Committee meeting

